

AudioPen

What's AudioPen?


Prior to any physical exam or hearing diagnostic, use **AudioPen** for quick hearing screening.

AudioPen generates a sound that can be heard by normal hearing people. If users don't hear the sound it means there's a possible hearing loss.

Also, existing hearing instrument users can use the **AudioPen** and become a hearing ambassador to relatives and friends. They can send referrals through loyalty programmes and receive specific incentives such as free hearing aid cleaning products.

For proper use, place **AudioPen** near the ear pavilion and press the button.

It's as simple as that!



Screen hearing loss in a few seconds only

1000Hz & 4000Hz /
25 dB HL

Lead generation tool

Best value for money

3 replaceable LR41 batteries.

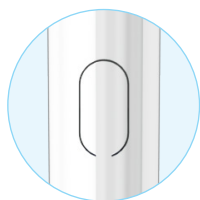
Elegant and efficient



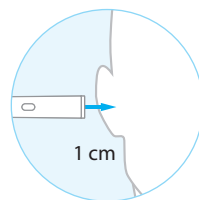
Indicator lights : The blue and orange LEDs indicate the correct operation of the AudioPen. If there is not enough battery to ensure a precise frequency, the LEDs don't switch on.

Blue LED = 1000Hz

Orange LED = 4000Hz



Press the button down a few seconds. Release and start again to test the other frequency.



Place the Audiopen very close to the ear (1 cm)



Place your own logo here, so your ambassador will always know where to send referrals.